



BERNINA 560

Sewing Stitch Package 476 Stitch Patterns

29 Practical, 8 Buttonholes, 2 Eyelets,
1 Button Sew-on Program,
160 Decorative, 24 Quilting;
5 Alphabets + 2 Darning Programs

GENERAL MACHINE FEATURES and BENEFITS

Color Touch Screen	The centrally located 4.3" TFT screen is ultra-responsive, features high resolution colors and provides you with everything you need to know to sew including recommended presser foot, stitch length & width settings and needle position.
LED Sewing Lights	12 long-lasting luminous LED lights fully illuminate around the sewing area.
Automatic Needle Threader	Simplifies the threading process by pulling the thread thru the eye of the needle.
Automatic Thread Cutter	The upper and lower threads are cut automatically or at the touch of a button.
On-screen Help	Quick access to On-screen Help, Animations, Creative Consultant and Tutorials.
Start/Stop & Slide Speed Control	As an alternative to the traditional foot control, power the machine using the Start/Stop button. Regulate both sewing speed & bobbin winding speed with the Slide Speed control.
Powerful DC Motor	Provides consistent stitching on the multiple layers & heavy fabrics. No stalling!
Separate Bobbin Winding Motor	Wind a bobbin quickly and <i>even</i> wind a bobbin while sewing!
Hook System	The BERNINA Rotary hook ensures perfectly balanced stitches, allows for 9.0mm width and uses a standard BERNINA rotary hook bobbin.

SEWING MACHINE FEATURES and BENEFITS

Maximum Sewing Speed	1000 stitches per minute.
5.0mm Maximum Stitch Length	Variable length provides a smooth transition from length to length adjustable while sewing.
9.0mm Maximum Stitch Width	Adjustable width accommodates various thread & fabric types; can adjust as you sew.
11 Needle Positions	Enables very precise sewing; sew most patterns in any needle position.
Free Hand System	Knee operated lever raises the presser foot, lowers the feed dog and releases the thread tension keeping your hands on the fabric while guiding and pivoting.
BERNINA Stitch Regulator (BSR)	BSR Compatible. This patented feature provides consistent free-motion stitching, both straight stitch and zig-zag, even at high speeds. <i>Optional Accessory.</i>
Temporary Altered Stitch Memory	Remembers all your personalized stitch settings when you switch to another pattern and back during a sewing session.
Personal Program	Easily place decorative stitch combinations or alphabet wording into the machine memory for personal combinations. Records your individually altered stitches for future retrieval.
Securing Function	Automatically secures a single pattern or combination by adding on-the-spot stitches at the finish. Can be customized to work with the Automatic Thread Cutter.
Pattern Begin	Start at the beginning of any pattern or sequence, wherever you stopped.
Pattern End	No more half-finished patterns; machine stops after pattern is complete.
Pattern Repeat	Set the stitch or combination to sew complete motifs 1 to 9 times.
Mirror Image	Sew the mirror image of a stitch pattern both horizontally and vertically.
Presser Foot Pressure Adjustment	Adjust foot pressure to eliminate skipped stitches on thick fabrics & wavy seams on knits.
Long Term Buttonhole Memory	Buttonhole length and width may be saved for future retrieval, even after machine is off. Includes a Stitch Counter Buttonhole for buttonholes longer than the automatic foot offers.
On-screen Buttonhole Measuring	Hold a button to the screen and set the length by adjusting a knob.

SEWING FUNCTIONS							
	Home		Stitch Selection by Number		Upper Thread Tension		Pattern Begin
	Setup Program		Practical Stitches		Security Program - Needle; Stitch Plate		Pattern Repeat
	Tutorial		Decorative Stitches		Presser Foot Indicator		Mirror Image (Left/Right)
	Creative Consultant		Alphabets		Presser Foot Pressure		Mirror Image (Up/Down)
	Help		Personal Program/Memory		Needle Stop Up/Down - Permanent		Combi-Mode
	Eco		Buttonholes		Needle Stop Up/Down - Temporary		Edit the Complete Combination
	Clear Settings		Direct Entry Buttonhole Length		Programmable Pattern End /Securing		Edit Combination at Cursor Position
	Information		Programmable Buttonhole		Securing		Combination Sub-divider (1)
	Back		Stitch Counter Buttonhole		Needle Position		Combination Sub-divider (2)
	Confirm Selection		Manual Buttonhole		Lettering Size		Balance
	Leave Active Display		Buttonhole Slit Width		Alphabet - Upper/Lower Case		Continuous Reverse
	Delete						

BERNINA 560 Accessories

6 Presser Feet:

- Reverse Pattern Foot #1C
- Overlock Foot #2A
- Automatic Buttonhole Foot #3A
- Zipper Foot #4
- Blind Hem Foot #5
- Open Embroidery Foot #20C

Additional Accessories:

- Instruction Manual
- Instructional DVD with Simulator
- Reinforced Soft Carrying Case

- Slide-on Table
- Free Hand System
- 1 Accessory Wardrobe
- 4 Bobbins (total)
- 1 pkg. Assorted Needles
- Seam Ripper
- Small screwdriver
- Angular Torx key
- Lint Brush
- Seam Guide

- Height Compensating Tool
- 2 Foam Pads
- 3 Spool Discs
- Oiler

WARRANTY

- 20 years Mechanical
- 5 years Electronic
- 2 years Electrical



BERNINA 560

Embroidery (optional)










































**Embroidery Package
70 Designs + 4 Alphabets**

GENERAL MACHINE FEATURES and BENEFITS

Color Touch Screen	The centrally located 4.3" TFT screen is ultra-responsive, features high resolution colors and provides you with everything you need to know to embroider.
LED Sewing Lights	12 long-lasting luminous LED lights fully illuminate around the sewing area.
Automatic Needle Threader	Simplifies the threading process by pulling the thread thru the eye of the needle.
Automatic Thread Cutter	When a thread color is finished embroidering, upper & lower threads are cut automatically.
On-screen Tutorials	Enjoy quick access to On-screen Tutorials.
Start/Stop & Slide Speed Control	As an alternative to the traditional foot control, power the machine using the Start/Stop button. Regulate both sewing speed & bobbin winding speed with the Slide Speed control.
Powerful DC Motor	Provides consistent stitching on the multiple layers & heavy fabrics. No stalling!
Separate Bobbin Winding Motor	Wind a bobbin quickly and even wind a bobbin while sewing!
Hook System	The BERNINA Rotary hook ensures perfectly balanced stitches, allows for 9.0mm width and uses a standard BERNINA rotary hook bobbin.

EMBROIDERY FEATURES and BENEFITS

Embroidery Field	10" x 5.7" (255mm x 145mm)
Embroidery Speed	680 stitches per minute.
Rescaling of Designs	Enlarge or reduce motifs proportionally on-screen. Increasing/decreasing in a range of +/- 20% provides the best results.
Rotate, Move and Mirror Image Designs	Rotate, Move, and Mirror Image Embroidery Motifs for optimal placement on projects.
Drag and Drop Editing	Drag and Drop Editing allows for easy customization of embroidery motifs.
Absolute Check	Check individual stitch locations for precise placement of your designs.
Built-in Embroidery Basting	Stitch your choice of basting stitches before embroidering. Choose to baste around your motif or the inner hoop.
View	View Stitch-out Time, Thread Colors, Size, Stitches. All important information is at your fingertips!
Stitch Motif as Single / Multi-Color	Stitch an entire motif in one color without stopping or as a multi-color design.
Free Arm Embroidery	Embroider tubular items such as sleeves. <i>Optional Accessory.</i>
USB Connection	Enjoy rapid and direct connectivity for design transfer.
DesignWorks Tools & Software Compatible	Turn your BERNINA Embroidery Machine into a creative multi-media machine with the addition of CutWork, PaintWork and CrystalWork Tools and Software. <i>Optional Accessories.</i>

EMBROIDERY MOTIF SELECTION					
	Embroidery Menu		Embroidery Computer - Select Motifs from Folders		USB Stick
	Selecting Alphabets Folder		Selecting Motifs Folder		Selecting My Designs Folder
EMBROIDERY FUNCTIONS					
	Information		Confirm Selection		Leave Active Display
	Back to Previous Display		Return to Selection Menu		Delete Motif
	New Motif		Rotate Motif		Move Motif
	Zoom Plus		Zoom Minus		Move View of Motif within Hoop
	Rescale Motif Proportionally		Mirror Image (Left/Right)		Mirror Image (Up/Down)
	Color Numbers		Change Thread Brand		Single/Multi-Color Motif
	Edit		Save		Presser Foot Indicator
	Security Program - Needle; Stitch Plate		Upper Thread Tension		Embroidery Sequence Control
	Hoop Selection		Basting Boxes		Cut Jump Stitches
	Check Hoop & Motif Size		Virtual Positioning		Motif Center
	Hoop Relocator		Move Hoop to Back		Move Hoop
	Calibrate Embroidery Module				Park the Embroidery Module

1 Presser Foot:

- Embroidery Foot #26

Additional Accessories:

- Embroidery Bobbin Case
- Large Oval Embroidery Hoop
- Template-Large Oval Hoop
- Medium Embroidery Hoop

BERNINA 560
Embroidery
Accessories

- Template-Medium Hoop
- 2 Template Holder Clips
- 1 Pkg. Asst. Embroidery Needles
- USB Connecting Cable

- Thread Net
- Soft Case

WARRANTY

- 20 years Mechanical
- 5 years Electronic
- 2 years Electrical