

NASHUA SEW & VAC

April 2008 - October 2008

Dear Sewing Friends:

After 20 years in business we have decided to perk things up a little bit in the store. Little by little you may see some changes that might make shopping at Nashua Sew and Vac a little more fun! If you have any suggestions of things you would like to see please let me know. We are "oh so thankful" for your friendship and your business!

We have added Bernina Sewing machines and sergers to our line of top quality sewing machines so you will be hearing about happenings from them. I love to do free motion quilting...they have a machine that regulates the stitch length for you while you quilt!!! Very Exciting!

We have new products coming from Husqvarna, Viking, Pfaff and Elna this year as well...We have waited for several years for a new top of the line from elna and it is finally coming in March.

Our Vacuum Manager Warren Hafer has reconfigured his department and is ready to show you our new Miele, Sebo and Simplicity Vacuums as well as the floor care products from Bonakemi.

With the great quality and features of our products ...many of you have found yourself with a few sewing machines and a vacuum from us! Thank you!

Eddie and Ruthie Ryan and the staff at
Nashua Sew and Vac

*Nashua Sew and Vac wants to
Teach You to Sew*

*Studio Sessions
Creative Classes
Classes for Teens and Kids
Beginning Quilt Classes
Fitting Classes*

Nashua Sew and Vac Special Events Not To Miss!

*April 10, 11, 12
Original Sewing And Quilt Festival*

*April 13
Jenny Haskins Creative Sewing Trunk Show*

*April 14, 15
Laura Haynie Hands on Purse Class*

*April 17, 18, 19, 20
MQX Machine Quilting Exposition*

*May 7, 8, 9, 10
Martha Pullen Heirloom Sewing School*

*May 10
Martha Pullen Heirloom Mother's Day Program
and Fashion Show*

*May 30, 31
Diana Cedolia Sewing and Embroidery Retreat*

*July 18, 19, 20
Southern New Hampshire Quilt Festival*

*July 23, 24
Tim Frost's 4D Software Explorations*

*August 7, 8, 9, 10
Images Quilt Festival in Lowell*

*September 18, 19, 20, 21
Mancuso World Quilt Festival*

*January 16, 17, 18 2009
January Winter Sewing Retreat*

Computer Sewing Know How

4D Building Blocks (Tuesday Evening)

Sherry Bertochi

Each month design a beautiful block while using and learning the components of your 4D software. Basic 4D software plus Stitch Editor on a laptop are the minimum requirements for joining this extremely popular class. Class fee is per session.

Supplies required. Class fee: \$25.00 One Session Class.

Tuesday March 18th, 2008 6:30 PM - 9:00 PM

Tuesday April 1st, 2008 6:30 PM - 9:00 PM

Tuesday May 20th, 2008 6:30 PM - 9:00 PM

Tuesday June 17th, 2008 6:30 PM - 9:00 PM

Tuesday July 15th, 2008 6:30 PM - 9:00 PM

Tuesday August 19th, 2008 6:30 PM - 9:00 PM

Tuesday September 16th, 2008 6:30 PM - 9:00 PM

Tuesday October 7th, 2008 6:30 PM - 9:00 PM

Tuesday November 18th, 2008 6:30 PM - 9:00 PM

Tuesday December 16th, 2008 6:30 PM - 9:00 PM

4D Building Blocks (Wednesday Evening)

Sherry Bertochi

Each month design a beautiful block while using and learning the components of your 4D software. Basic 4D software plus Stitch Editor on a laptop are the minimum requirements for joining this extremely popular class. Class fee is per session.

Supplies required. Class fee: \$25.00 One Session Class.

Wednesday March 12th, 2008 6:30 PM - 9:00 PM

Wednesday April 23rd, 2008 6:30 PM - 9:00 PM

Wednesday May 14th, 2008 6:30 PM - 9:00 PM

Wednesday June 11th, 2008 6:30 PM - 9:00 PM

Wednesday July 9th, 2008 6:30 PM - 9:00 PM

Wednesday August 13th, 2008 6:30 PM - 9:00 PM

Wednesday September 10th, 2008 6:30 PM - 9:00 PM

Wednesday October 15th, 2008 6:30 PM - 9:00 PM

Wednesday November 12th, 2008 6:30 PM - 9:00 PM

Wednesday December 10th, 2008 6:30 PM - 9:00 PM

4D Building Blocks (Wednesday Morning)

Sherry Bertochi

Each month design a beautiful block while using and learning the components of your 4D software. Basic 4D software plus Stitch Editor on a laptop are the minimum requirements for joining this extremely popular class. Class fee is per session.

Supplies required. Class fee: \$25.00 One Session Class.

Wednesday March 19th, 2008 10:00 AM - 12:30 PM

Wednesday April 2nd, 2008 10:00 AM - 12:30 PM

Wednesday May 21st, 2008 10:00 AM - 12:30 PM

Wednesday June 18th, 2008 10:00 AM - 12:30 PM

Wednesday July 16th, 2008 10:00 AM - 12:30 PM

Wednesday August 20th, 2008 10:00 AM - 12:30 PM

Wednesday September 17th, 2008 10:00 AM - 12:30 PM

Wednesday October 8th, 2008 10:00 AM - 12:30 PM

Wednesday November 19th, 2008 10:00 AM - 12:30 PM

Wednesday December 17th, 2008 10:00 AM - 12:30 PM

4D Stitch Editor: Lace Ornaments that Shine

Linda Appleman

Wondering what else you can do with Stitch Editor? Put some color into your lace ornaments. Candles will shine and gold garlands will trim the tree. You can even make earrings for holiday wear! This is a FUN class using 3D/4D Stitch Editor, giving our clients more experience using the functions of their software.

Supplies required. Class fee: \$35.00 One Session Class.

Wednesday July 9th, 2008 10:00 AM - 1:00 PM

Design Creator / Digitizing Club

Linda Appleman

Let Linda Appleman help you create a new design each month as you become increasingly familiar with your 4D Embroidery Design Creator / Digitizing program. She will cover Satin Stitches, Feather Stitches, Fill Stitches, Graphics, Appliqué and many more aspects of digitizing. If you are considering upgrading to the Viking / Pfaff 4D Pro Software, this would be a good time to see what Design Creator / Digitizing is all about.

Supplies required. Class fee: \$25.00 One Session Class.

Friday May 2nd, 2008 6:00 PM - 8:30 PM

Friday June 6th, 2008 6:00 PM - 8:30 PM

Friday July 11th, 2008 6:00 PM - 8:30 PM

Friday August 1st, 2008 6:00 PM - 8:30 PM

Friday September 5th, 2008 6:00 PM - 8:30 PM

Friday October 3rd, 2008 6:00 PM - 8:30 PM

Tuesday November 11th, 2008 6:00 PM - 8:30 PM

Friday December 5th, 2008 6:00 PM - 8:30 PM

Endless Encore Advanced 1

Joanne Tredeau

Advanced skill building of 3D or 4D Software. Prerequisite Endless Encore Beginner. Learn how Joanne uses editing to tear apart designs, use machine stitches, create borders, corners, and more. In conjunction with the Encore and Endless functions of your 3D or 4D software.

Supplies required. Class fee: \$35.00 One Session Class.

Tuesday June 10th, 2008 2:00 PM - 5:00 PM

Camp "Click It"

A Simply Software Event: Two Days of Hands On Software using the 4D Embroidery System



Join Diana Cedolia, Software Specialist. Discover how exciting and easy it is to use the 4D Embroidery Software.

Diana is the Co-Author of the excellent educational "Simply Teach Me 4D Embroidery Software" tutorial DVD Series.

Don't Miss this awesome opportunity to learn from one of the experts about some of the 4D Embroidery Software Modules.

Some subjects to be covered will be buttonholes in the hoop, accurate placement in the hoop. Design Aligner...splitting large embroideries and Design Creator: Diana is a Great Teacher and fun to follow!

When: Thursday May 30 & Friday May 31, 9:30 am - 3:30 pm

Where: Radisson Nashua Exit 1 off of Route 3

Class Fee includes lunch: \$89 for the two days



Endless Encore Advanced 2

Joanne Tredeau

Advanced skill building of 3D or 4D Software. Prerequisite Endless Encore Beginner. Learn how Joanne uses editing to tear apart designs, use machine stitches, create borders, corners, and more. In conjunction with the Encore and Endless functions of your 3D or 4D software.

Supplies required. Class fee: \$35.00 One Session Class.

Tuesday July 8th, 2008 2:00 PM - 5:00 PM

Endless Encore Advanced 3

Joanne Tredeau

Advanced skill building of 3D or 4D Software. Prerequisite Endless Encore Beginner. Learn how Joanne uses editing to tear apart designs, use machine stitches, create borders, corners, and more. In conjunction with the Encore and Endless functions of your 3D or 4D software.

Supplies required. Class fee: \$35.00 One Session Class.

Tuesday August 19th, 2008 2:00 PM - 5:00 PM

Endless Encore Beginner 2

Joanne Tredeau

You have your 3D or 4D software with the new Encore and Endless capabilities. You are thinking, "Yes, and I have never used them." Bring your Laptop to class and learn how these functions work. Design beautiful borders and endless designs to use in your endless hoop. The possibilities are Endless!

Supplies required. Class fee: \$35.00 One Session Class.

Tuesday May 13th, 2008 2:00 PM - 5:00 PM

Tim Frost's 4D Software Explorations

Join Nashua Sew and Vac and Tim Frost in exploring our 4D Software in modules. Tim Frost has written some wonderful books that we have all benefited from because the directions and tutorials are written in our language. He will be with us for two days and covering 4D software from head to toe. Sign up for one or both days you would like to attend!

Friday July 25, 2008 9:00am - 3:00pm - 4D Embroidery and 4D Design Enhancer...Design Splitter...Questions and Answers

Saturday July 26, 2008 9:00 - 3:00pm - "Start from Scratch" Explore the Design Creator...And new book being announced in June at Viking Convention. Perhaps to go with a new product they are introducing!

Class fee of \$85 per day includes lunch.*

Embroidery University

"Happy Sewing" Shirt all Sewers Need

Sherry Bertochi

Take a plain denim shirt and transform it into your fav sewing shirt. Great to take on those sewing retreat weekends. With the "Happy Sewing" CD from Sue Hausman we will create a fun sewing shirt. Learn simple embroidery placement, how to get your embroidery perfectly fit onto the cuff, 2 sided embroidery, and a unique, original hem by Sherry.

Supplies required. Class fee: \$60.00

Two Session Class: Monday, May 5 & 19, 2008

Monday May 5th, 2008 2:00 PM - 5:00 PM

OR

Two Session Class: Thursday, Aug. 21 & Sept. 4, 2008

Thursday August 21st, 2008 2:00 PM - 5:00 PM

Aquamarine Ambience

Sherry Bertochi

BACK BY POPULAR DEMAND!! In this one block class learn how to combine many different embroideries to make this lovely piece by Jenny and Simon Haskins. We will also use the fantastic new cut around tool to set the inner circle. This class is a repeat of a very successful class that I taught at the Southern New Hampshire Quilt Festival in July 2007.

Supplies required. Class fee: \$100.00

2 Session Class Sunday May 4th & 18th

Sunday May 4th, 2008 11:00 AM - 5:00 PM

Endless Forever

Whether you want to make a pillow case, decorate the hem on a sheet to match your bedroom decor, or embellish a curtain, the Endless Hoop is the way to go. It is easy and will also save you on stabilizers! Bring your project to class and Linda Appleman will guide you through the easy process.

Supplies required. Class fee: \$35.00 One Session Class.

Wednesday April 16th, 2008 1:30 PM - 4:30 PM

Heirloom Insertion Embroidery

Connie Palmer has created beautiful Lace Insertion Designs for Heirloom Embroidery. Let Linda Appleman guide you through making a linen and lace heirloom pillow that any bride will cherish.

Supplies required. Class fee: \$60.00 One Session Class.

Saturday May 24th, 2008 8:00 AM - 2:00 PM

Summer Wine by Jenny Haskins

This class is perfect for the novice or experienced embroiderer. We will learn how to create a large quilt block by rehooping and positioning multiple designs. The end result is a magnificent heirloom quality quilt. Sherry will show you how to print templates, tips on positioning and marking your fabric to name a few of the techniques.

Supplies required. Class fee: \$40.00 One Session Class.

Saturday June 14th, 2008 8:00 AM - Noon

Saturday July 12th, 2008 8:00 AM - Noon

Saturday August 2nd, 2008 8:00 AM - Noon

Saturday September 6th, 2008 8:00 AM - Noon

Saturday October 4th, 2008 8:00 AM - Noon

Saturday November 1st, 2008 8:00 AM - Noon

Heirloom Projects

Fancy Band Pillow

Explore the world of heirloom sewing as you make this adorable pillow. You will learn to insert lace, create cathedral lace windows, sew a pintuck accent, and add a dust ruffle. A delicate rose embroidery provides the perfect finishing touch.

Supplies required. Class fee: \$60.00

Two Session Class: Tuesday, July 15 & 29, 2008.

Tuesday July 15th, 2008 10:00 AM - 1:00 PM

Martha Pullen Retreat

Sew Beautiful Martha Pullen Heirlooms With Husqvarna Viking - A four day Sewing School. During this four day, sit and sew School, you'll learn techniques for sewing beautiful heirloom quality garments by machine, even on the serger! You'll learn tips to make it so easy, you won't believe it!

Class fee: \$450.00 Four Day Retreat - May 7th thru May 10th

Wednesday May 7th, 2008 9:00 AM - 4:00 PM

Heirloom Insertion Embroidery

Connie Palmer has created beautiful Lace Insertion Designs for Heirloom Embroidery. Let Linda Appleman guide you through making a linen and lace heirloom pillow that any bride will cherish.

Supplies required. Class fee: \$60.00 One Session Class.

Saturday May 24th, 2008 8:00 AM - 2:00 PM

Linda Appleman

Linda Appleman

Sherry Bertochi

Pam Tepolt

Deb Yedziniak & Jody Hooker

Linda Appleman

Jenny Haskin's Creative Sewing Trunk Show

Join Nashua Sew and Vac and Jenny Haskin's Educator Laura Haynie for a trunk show and "wine and cheese party" at Nashua Sew and Vac

Sunday Evening April 13th from 4:00 - 6:00pm.

See the latest in techniques from Jenny and Simon Haskins. The 3Dimensional Embroidery is something none of us want to miss!

Please RSVP...Registration fee \$10



"Hand's On" Embellished Handbag

Laura Haynie, Jenny Haskins Educator

Join our wonderful friend Laura for this one day "Hands On" event.

You will create a very elegant handbag made of ivory and white silks, rayon, and cotton quilt fabrics with real white leather inserts on the sides and a very Channel Gold chain handle with cord woven through it. Students will have the choice of thread colors that they want to use for the rosebuds and rose closure - thus making it most appealing to everyone!

This is a great opportunity to try the New Creative Vision by Pfaff!

Monday April 14, 9:00am - 4:00pm at the Radisson Nashua

Class Fee: \$75 Includes Lunch and Kit



Martha Pullen School of Heirloom Sewing "Hands On" School - May 7, 8, 9, & 10



Wouldn't you love to treat yourself to the luxury of 4 days of fine sewing and serging; having fun and making new friends who share your love of sewing?

Join us for 3 days of hands-on classes as well as a day of lecture and demonstrations. Experience the pleasure of working with fine cotton and linen fabric, French laces and silk ribbons. Learn how to shape and apply lace, make pintucks, and do unconventional quilting techniques with a serger.

Jody Hooker and Deb Yedziniak are the licensed Martha Pullen educators who will conduct the classes and share their wealth of knowledge as they guide you every stitch of the way!

The class tuition of \$450 also covers the cost of kits and a wonderful lunch each day. Sewing Machines and sergers will be provided.

May 7 - 10 at the Radisson Nashua, just off of exit 1

No previous heirloom experience necessary!

Martha Pullen Heirloom Mother's Day Celebration

Join Nashua Sew and Vac and our Martha Pullen Educators for a Wonderful Day of learning and sharing the world of sewing, quilting and embroidery.

We will have Deb Yedziniak and Jody Hooker, Husqvarna Viking and Martha Pullen Educators sharing new techniques, new products and great ideas for future projects. We will have stations where you can see some of these products close up. We will have a wonderful Mother's Day lunch!

The Grande Finale will be an incredible fashion show! Deb and Jody have Martha Pullen Creations and we are asking you if you have creations you would like to share please join us...we are looking for participants...Have you sewn for your children, grandchildren or yourself? Invite them to come and model for us. A quilts, pillows, and table runners are also wonderful to share.

Join us Saturday May 10 9:00am - 3:00pm

Radisson Nashua just off of Exit 1. Fee for the Day \$50

Join a Club and Share Your Love of Sewing

Participate in a sewing machine club to enjoy your machine more and perfect your sewing techniques. Show and Tell, Foot of the Month, and What's New with Needles and Notions are some of the sample topics. We will demonstrate a small project using specified feet or notions. You need not own a Pfaff, Husqvarna Viking, or Bernina to attend. It's free, free, free! Mark your calendars today.

Pfaff Club

Class fee: No Charge One Session Class.

Friday March 28th, 2008 10:00 AM - Noon

Friday May 16th, 2008 10:00 AM - Noon

Friday June 20th, 2008 10:00 AM - Noon

Friday August 1st, 2008 10:00 AM - Noon

Friday September 12th, 2008 10:00 AM - Noon

Friday October 24th, 2008 10:00 AM - Noon

Friday December 5th, 2008 10:00 AM - Noon

Bernina Club

Class fee: No Charge One Session Class

Friday May 2nd, 2008 10:00 AM - Noon

Friday June 13th, 2008 10:00 AM - Noon

Friday July 25th, 2008 10:00 AM - Noon

Friday September 5th, 2008 10:00 AM - Noon

Friday October 17th, 2008 10:00 AM - Noon

Friday December 19th, 2008 10:00 AM - Noon

Viking Club

Class fee: No Charge One Session Class.

Friday April 25th, 2008 10:00 AM - Noon

Friday June 6th, 2008 10:00 AM - Noon

Friday July 11th, 2008 10:00 AM - Noon

Friday August 29th, 2008 10:00 AM - Noon

Friday October 10th, 2008 10:00 AM - Noon

Friday November 21st, 2008 10:00 AM - Noon

Friday December 12th, 2008 10:00 AM - Noon

Sherry Bertochi

Our Staff

Ruthie Ryan

Sewing and Embroidery Machine All-In-One

- 40 Utility and decorative stitches w/two alphabets
- Embroidery Transfer Software included
- Embroiders up to 4 X 8 designs
- Made In Sweden



Husqvarna

VIKING

Now Only \$1499

Mfg List \$1999

Kidz...Kidz...Kidz

Beginner Kids Class

Susan Schiff

Susan has designed a series of classes for youngsters (7 yr and up) who have an interest in sewing but has had little or no experience with a sewing machine. They will make a simple project in each class to familiarize herself or himself with a machine and following sewing instructions. Because of their newness to the machine we ask that an adult be present to assist their youngster.

Apr 29: Pillowcase

May 24: Teachers Gif "Fabric Bowl"

June 25: Patchwork Pillow

July 5: Tote Bag

Basic Sewing Supplies Required. Class fee: \$45.00

4 Individual Classes - Kit Included in Fee

Tuesday April 29th, 2008 1:00 PM - 4:00 PM

Saturday May 24th, 2008 2:00 PM - 5:00 PM

Wednesday June 25th, 2008 10:00 AM - 1:00 PM

Saturday July 5th, 2008 1:00 PM - 4:00 PM

Kreative Kids Klases

Susan Schiff

Susan has another great series of classes planned for all our young sewers. Fabric kits are available for some of the classes. Any youngster over the age of 8 is welcome to join the fun. Previous Sewing experience is necessary.

May 1: Decorative Jeans

June 7: Minkee Stuffed Animal

June 26: Long Nightshirt

Aug. 16: Pajama Bottoms

Oct. 13: Decorative Jeans

Supplies required. Class fee: \$35.00 One Session Class.

Thursday May 1st, 2008 10:00 AM - 1:00 PM

Saturday June 7th, 2008 Noon - 4:00 PM

Thursday June 26th, 2008 9:00 AM - 1:00 PM

Saturday August 16th, 2008 9:00 AM - 1:00 PM

Monday October 13th, 2008 1:00 PM - 4:00 PM

Machine Training

Go to nashuasewandvac.com for available dates and times for the following classes:

Serger Machine Training

5 Thread And Cover Hem Machine Training

Mechanical Machine Training

Computerized Sewing Machine "Meat & Potatoes" Machine Training

Computerized Sewing Machine "Dessert" Machine Training

Computerized Embroidery Machine Training

Creative Vision and Beyond Machine Training

Creative Vision Embroidery Machine Training

2170/2144/2140 Machine Training

Bernina Mastery Classes #1

Bernina Master Classes #2

Many 4D Software Classes



Gift Cards

Gift Cards are available in any configuration for purchase in person or online. Tell your friends and family they can find the perfect gift for you at Nashua Sew and Vac!

Odds and Ends

Free Motion Fun

Sherry Bertochi

Learn several techniques in quilting free motion and with the embroidery. Learn about needles, thread, metallics, what works best with what, how to do free motion circles, stippling, overall designs and just having fun with your free spirited inner self.

Supplies required. Class fee: \$35.00 One Session Class.

Saturday September 27th, 2008 1:00 PM - 4:30 PM

Pictograms and Candlewicking - A Table Topper

Susan Schiff

Take advantage of your machines programming capabilities to create pictograms and candlewicking stitches. Then use these stitches along with other decorative stitches to create an Heirloom Table topper. Second class May 28th.

Supplies required. Class fee: \$70.00

Two Session Class: Wed, May 14 & 28, 2008

Wednesday May 14th, 2008 10:00 AM - 1:00 PM

Ribbon Runner

Susan Schiff

Fresh, new and different -- make this table runner from your favorite colors of grosgrain ribbons. This is a great way to start the spring season. Be sure to order your ribbons with time to spare before class.

Supplies required. Class fee: \$45.00 One Session Class.

Monday April 28th, 2008 10:00 AM - 2:00 PM

Stained Glass Table Runner

Susan Schiff

Make your dining area come alive with this beautiful table runner using stained glass techniques. You will not believe what a simple project this is. Second class date is Aug 28th.

Supplies required. Class fee: \$60.00

Two Session Class: Thurs. Aug 14 & 28, 2008

Thursday August 14th, 2008 10:00 AM - 1:00 PM

Summer Tote

Judy Damon

Make this lightweight, roomy tote to carry all your essentials in style. So quick, you will want one to match all your favorite outfits. Easy too, with a no-hassle zipper method!

Supplies required. Class fee: \$60.00 One Session Class.

Friday June 13th, 2008 6:00 PM - 11:00 PM

Zippers 101

Pam Tepolt

End your zipper nightmares with this workshop class. You will learn how to achieve professional results on centered, lapped, invisible and sports zippers. Supplies required. Class fee \$35.

Supplies required. Class fee: \$35.00 One Session Class.

Thursday May 1st, 2008 6:00 PM - 9:00 PM

Quilts...Quilts...Quilts

Bali Ribbons Scrap Quilt

Judy Damon

Dig into that scrap basket again to make another quick-to-piece lap quilt! This time Judy chose her most vibrant Bali hand-dyed scraps, and whipped up a super-easy design! All skill levels will have fun with this one!

Supplies required. Class fee: \$60.00 One Session Class.

Friday May 9th, 2008 6:00 PM - 11:00 PM

Fireworks or Flakes Paper Piecing Workshop

Linda Banner

Linda has helpful hints to make paper piecing a breeze. Use bright colors to make the table runner look like it is covered with fireworks...or choose winter blue and white fabric to create snow flakes. Either way, it will be beautiful.

Supplies required. Class fee: \$75.00

3 Session Class: Wed July 30, Aug 13 & 27, 2008

Wednesday July 30th, 2008 10:00 AM - 1:00 PM

Frame Club

Judy Damon

The Frame club has been a big success with the owners of Quilting Frames. Each month Judy Damon of Quiltopia covers a different topic pertaining to quilt frame quilting. Whether you want to know more about batting, threads, preparing a quilt for show or just want to come and show and tell and meet other Quilt frame quilters. This is the place to be once a month on Tuesday evening.

Class fee: \$10.00 One Session Class.

Tuesday March 11th, 2008 6:00 PM - 8:00 PM

Tuesday April 8th, 2008 6:00 PM - 8:00 PM

Tuesday May 13th, 2008 6:00 PM - 8:00 PM

Tuesday June 10th, 2008 6:00 PM - 8:00 PM

Tuesday July 8th, 2008 6:00 PM - 8:00 PM

Tuesday August 12th, 2008 6:00 PM - 8:00 PM

Tuesday September 9th, 2008 6:00 PM - 8:00 PM

Tuesday October 14th, 2008 6:00 PM - 8:00 PM

Tuesday November 11th, 2008 6:00 PM - 8:00 PM

Tuesday December 9th, 2008 6:00 PM - 8:00 PM

Improve Your Binding Workshop

Linda Banner

Quilters...do NOT miss this workshop! Everyone knows the quality of your binding can make or break the professionalism of your project. This is a hands-on class learning several different binding techniques.

Supplies required. Class fee: \$35.00 One Session Class.

Saturday May 3rd, 2008 8:00 AM - 11:00 AM

Introduction to Crazy Quilting

Learn about a quilting style from a bygone era! We will adapt the old techniques by using modern materials and your sewing machine. Once you know how, you will use crazy quilting to express your personality on all kinds of projects!

Supplies required. Class fee: \$70.00

Two Session Class: Fri., July 25 & Aug 1, 2008

Friday July 25th, 2008 1:00 PM - 4:00 PM

Machine Applique Sampler

If you love the look of applique, but don't like hand sewing, this class will teach you several techniques for making a wall hanging by machine. This sampler of techniques covers turned edge, fused and reverse applique, invisible, zig-zag, buttonhole and decorative stitches too! Your fabric choices can make this quilt romantic, folk or funky! Choose selected designs or your favorite pattern. Class Fee is \$90 for six weeks.

Supplies required. Class fee: \$90.00

Multi Session Class: Thurs.: May 29, June 5, 12, 19, July 3, 10, 2008

Thursday May 29th, 2008 10:00 AM - Noon

Thursday June 5th, 2008 10:00 AM - Noon

Thursday June 12th, 2008 10:00 AM - Noon

Thursday June 19th, 2008 10:00 AM - Noon

Thursday July 3rd, 2008 10:00 AM - Noon

Thursday July 10th, 2008 10:00 AM - Noon

Maple Leaf Quilt

This non-fusible technique for reverse applique by machine looks spectacular and is faster than working by hand. Use it to sew Hawaiian style, silhouettes, two-fabric cutwork designs, snowflakes or a border of reverse applique vines. This is an original design by Linda Banner.

Supplies required. Class fee: \$75.00 One Session Class.

Saturday August 23rd, 2008 8:00 AM - 2:00 PM

Rail Fence Interweave

Attend this all day workshop and get a jump start on this updated rail fence quilt. Students may choose a very simple or simple with a twist rail fence block. Improve your rotary cutting skills and accuracy of your 1/4" seams and learn partial seam piecing. Fun for all levels.

Supplies required. Class fee: \$65.00 One Session Class.

Saturday May 31st, 2008 8:00 AM - 2:00 PM

Start Quilting: A Beginner's Class

In this 6 week beginner class, you will piece a 40"x40" sampler wall hanging using rail fence, 9-patch, friendship star, log cabin and flying geese blocks. Linda will also teach how to precision piece and the proper use of a rotary cutter.

Supplies required. Class fee: \$90.00 6 Session Class.

Thursday September 11th, 2008 6:00 PM - 9:00 PM

Thursday September 25th, 2008 6:00 PM - 9:00 PM

Thursday October 9th, 2008 6:00 PM - 9:00 PM

Thursday October 23rd, 2008 6:00 PM - 9:00 PM

Thursday November 6th, 2008 6:00 PM - 9:00 PM

Thursday November 20th, 2008 6:00 PM - 9:00 PM

Ready Set Sew

Sewing 101 (Beginner 14+)

Sometimes it seems like the sewing population is speaking a different language. Learn what you need to know to start a successful and exciting sewing adventure. Learn about tools, techniques, tips, fabrics, etc. Bring all your questions.

Supplies required. Class fee: \$60.00

Three Session Class: Friday, May 9, 16 & 23, 2008

Friday May 9th, 2008 2:30 PM - 5:30 PM

Sewing 102 (Beginner 14+)

Learn about different types of seams, hems, using decorative stitches, stabilizers, accessory feet, how to make cording, pin tucks, etc. and get answers to questions you may have about your sewing projects.

Supplies required. Class fee: \$60.00

Three Session Class: June 6, 13 & 20, 2008

Friday June 6th, 2008 2:30 PM - 5:30 PM

Sewing with a Star (Friday Evening)

Stuck on a project and need more help? Are you a beginning sewer and not even sure how to start your sewing project? Or do you just need some moral support to help you advance to the next level of sewing expertise? This class is designed for you. Bring your project and Pam will help you to achieve your sewing goals. All levels welcomed.

Supplies required. Class fee: \$40.00 One Session Class.

Friday April 11th, 2008 6:00 PM - 10:00 PM

Friday May 23rd, 2008 6:00 PM - 10:00 PM

Friday June 20th, 2008 6:00 PM - 10:00 PM

Friday August 15th, 2008 6:00 PM - 10:00 PM

Friday September 19th, 2008 6:00 PM - 10:00 PM

Friday October 17th, 2008 6:00 PM - 10:00 PM

Friday November 14th, 2008 6:00 PM - 10:00 PM

Judy Damon

Ask Me About

Get organized.

Have Fun. Make Quilts

Scrap Therapy™

Cutting Workshop

Shake out the dust and replace your rotary cutter blade! Take the first step to organization with the Cutting Workshop. Brush up on fast and efficient fabric cutting techniques. Get your heap of expensive scraps under control. The Scrap Therapy Cutting Workshop is a prerequisite to any of the quilt classes.

Class fee of \$12 includes one Scrap Therapy bin!

Tuesday April 22, 2008 10:00am - noon • Wednesday June 4 1:00pm - 3:00pm

Quilt Classes - Table Stripes

Impress your guests and those on your gift list with your version of this super-simple table runner: Watch your scraps disappear faster than your family's favorite recipe!

Class fee \$35 includes pattern • Tuesday May 6, 2008 10:00am - 12:30pm

Star Light, Star Bright

This lap-sized quilt will certainly make all your evening star wishes come true! The irresistibly scrappy blocks are fun and easy to assemble.

Class fee \$35 includes pattern

Wednesdays June 18 & July 19, 2008 1:00pm - 3:30pm

Sewing with a Star (Tuesday AM)

Stuck on a project and need more help? Are you a beginning sewer and not even sure how to start your sewing project? Or do you just need some moral support to help you advance to the next level of sewing expertise? This class is designed for you. Bring your project and Pam will help you to achieve your sewing goals. All levels welcomed.

Supplies required. Class fee: \$40.00 One Session Class.

Tuesday April 1st, 2008 9:00 AM - 1:00 PM

Tuesday May 20th, 2008 9:00 AM - 1:00 PM

Tuesday June 3rd, 2008 9:00 AM - 1:00 PM

Tuesday July 22nd, 2008 9:00 AM - 1:00 PM

Tuesday August 12th, 2008 9:00 AM - 1:00 PM

Tuesday September 23rd, 2008 9:00 AM - 1:00 PM

Tuesday October 21st, 2008 9:00 AM - 1:00 PM

Tuesday November 11th, 2008 9:00 AM - 1:00 PM

Stitching, Embellishing and Fabric Manipulation

So, you have a machine with all of these decorative stitches. What do you do with them? Karen will show you how to enjoy using your machine and many of the toys that go with it. In her class you will play with stitches, fabrics, threads, scraps, etc. and see how creative you really are! This is a techniques series for fabric manipulation and turning ordinary fabric into a work of art.

Supplies required. Class fee: \$60.00

Three Session Class: Friday, Sept. 5, 12, & 26, 2008

Friday September 5th, 2008 1:00 PM - 4:00 PM

Serging Along With Us

Lace Hemmed Capris

Serge up a pair of stylish capri pants. As an added bonus, Jan will teach you how to use your serger to create a decorative lace edging at the hemline.

Supplies required. Class fee: \$45.00 One Session Class.

Thursday April 17th, 2008 6:00 PM - 10:00 PM

Saturday September 20th, 2008 8:00 AM - Noon

Neck Appeal

Serge a cute top with a shaped fit. Choose from a variety of ways to fashion the wide neck band to give it neck appeal. Also choose from three different sleeve lengths.

Supplies required. Class fee: \$35.00 One Session Class.

Wednesday April 16th, 2008 10:00 AM - 1:00 PM

Wednesday September 3rd, 2008 10:00 AM - 1:00 PM

Serger Workbook Volume 1

Sew Precious Creations has created a well organized workbook in a plastic case that comes with its own pre-cut swatches of fabric. It covers a few of the basics plus lettuce edges, lace edges, spaghetti straps and much, much more. Kit Included. This class fills up fast. Call 603 888 2757 for early enrollment.

Supplies Required. Class fee: \$70.00 One Session Class.

Monday September 8th, 2008 1:00 PM - 5:00 PM

Serger Workbook Volume 2

You got to know your serger when taking "Serger Workbook Vol. 1." Well, come learn even more about what your serger can do for you: easing, curved hems, designer cuffs, zipper insertion and more. \$70.00 class fee includes workbook.

Supplies required. Class fee: \$70.00 One Session Class.

Wednesday October 1st, 2008 10:00 AM - 2:00 PM

Pam Tepolt

Karen Zaikis

Jan Bickford

Jan Bickford

Jan Bickford

Jan Bickford

Serger: Try Before You Buy

Jan Bickford

This is a great opportunity to test drive the newest in sergers! Jan will guide you through the workings of a serger while you whip up a quick and easy knit top. You will not believe how fast and professional your project will look. We provide a fabric, thread and pattern kit for the \$20 class fee and you will leave with an awesome top. Bring scissors and pins.

Scissors and Pins Class fee: \$20.00 One Session Class.

Wednesday April 23rd, 2008 10:00 AM - 1:00 PM

Monday June 9th, 2008 10:00 AM - 1:00 PM

Thursday September 18th, 2008 6:00 PM - 9:00 PM

Sergering with the Queen

Jan Bickford

Join the fun as Jan guides you through the serger project of your choice. Pick a project to increase your confidence or try one that is more of a challenge. Jan has some class project suggestions such as spiral skirt, fleece jackets, elegant pants...and more.

Supplies required. Class fee: \$35.00 One Session Class.

Monday April 7th, 2008 10:00 AM - 1:00 PM

Monday May 5th, 2008 10:00 AM - 1:00 PM

Thursday October 2nd, 2008 6:00 PM - 9:00 PM

Thursday November 13th, 2008 6:00 PM - 9:00 PM

Special Events

Martha Pullen Retreat

Deb Yedziniak & Jody Hooker

Sew Beautiful Martha Pullen Heirlooms With Husqvarna Viking - A four day Sewing School. During this four day, sit and sew School, you'll learn techniques for sewing beautiful heirloom quality garments by machine, even on the serger! You'll learn tips to make it so easy, you won't believe it!

Class fee: \$450.00 Four Day Retreat - May 7th thru May 10th

Wednesday May 7th, 2008 9:00 AM - 4:00 PM

Precision Sewing with PFAFF Built In Walking Foot for Only \$699

- Absolutely even fabric feed with Pfaff's Exclusive IDT
- 13 Stitches
- Offer good while supplies last
- Model 2023



No Thread Beautiful Results

No you can experience the ultimate in creative Fun for everyone by Husqvarna Viking. Create your own special effects on your projects with felting, embellishing, and any other experiment your imagination thinks up!

Now Only \$299



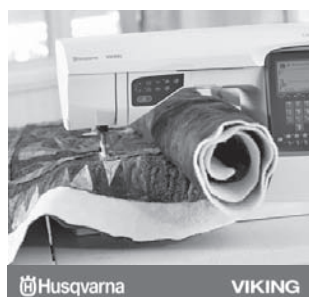
Largest Free Arm in the Home Sewing Industry The Husqvarna Viking Sapphire Trio

Choose from the Sapphire 870, 850 or 830

- Quality made in Sweden
- Sensor Foot Lift and Pivot "You have to try this to experience what freedom you have"
- Built In Needle Threader
- Bobbin winds from the needle
- Over 100 stitches and alphabet in all machines
- You must come to check out the features of these three machines

10 inches from inside of free arm to needle!

Sale Prices start at \$1299



Your Wardrobe Projects

Pam Tepolt & Sherry Bertochi

Boutique Bags

Boutique Bags (I) - Pam Tepolt & Sherry Bertochi - - It takes two experts to teach this elegant velveteen evening bag. Pam will handle the machine smocking portion. Sherry, the elegant embellisher, will teach you how to finish this bag that will be the envy of all your friends. Kit included. Supplies required. Class fee \$60.

Supplies required. Class fee: \$60.00

Two Session Class: Mon, June 2 & 16, 2008

Monday June 2nd, 2008 1:00 PM - 4:00 PM

Designer Jeans Jacket

Peggy Codner

This class was a huge hit at our annual Winter Retreat. In January. Building on basic sewing knowledge create a wardrobe basic, that fits and is your style. Learn precise stitching and top stitching plus many other useful techniques. Be sure to pick some funky fabric, and your jacket will rival those of expensive boutiques. Several different sizes jacket are in the store for you to try on and to help in choosing the right size for you.

Supplies required. Class fee: \$80.00 One Session Class.

Saturday May 17th, 2008 9:00 AM - 4:00 PM

Fathers Day Tie

Joanne Tredeau

Personalize that tie for the man in your life with the fabric of your choice. They are easy, fun to make, and work up quickly. Basic sewing skills utilizing fun fabric and a variety of basic notions.

Supplies required. Class fee: \$35.00 One Session Class.

Thursday June 12th, 2008 6:00 PM - 9:00 PM

Fun Childs Jacket

Peggy Codner

Create fun child size jacket using a variety of fabrics and trims and machine stitches. You will use the cording foot, gathering/tuck foot and decorative machine stitches to finish a sweatshirt lined fall jacket. Pattern sizes 2-10.

Supplies required. Class fee: \$80.00 One Session Class.

Tuesday September 9th, 2008 9:00 AM - 4:00 PM

Kimono Jacket or Vest

Jan Bickford

This lines jacket/vest was a huge hit at our Winter Retreat. Sherry and Jan will be teaching this for all of you who missed out. The wide kimono band can be embroidered with an inlaid circular focal point on the back. We will also guide you through assembly of the jacket and lining.

Supplies required. Class fee: \$80.00

Two Session Class: Sat, Sept. 27 & Oct. 4, 2008

Saturday September 27th, 2008 8:00 AM - Noon

Prima Jacket

Jan Bickford

Jan stepped completely out of her box when she made this light weight reversible jacket, but it was worth it. It is asymmetrical, semi-fitted, and collarless. Wear it to dress up a pair of jeans, or to compliment your favorite dress pants or skirt. Second Session is May 22 from 6:00 - 9:00pm

Supplies required. Class fee: \$60.00

Two Session Class: Thur, May 15 & 29, 2008

Thursday May 15th, 2008 6:00 PM - 9:00 PM

Entry Level Computerized Sewing Machine by elna for Only \$599

- Automatic Needle Threader
- 30 Stitches, 6 buttonholes
- The perfect stitches or quilting and appliqué
- Top drop in bobbin
- Model 5110, Mfg list \$849



Create Your Dream Sewing Room

We have many models for every desire and space!

- *Serger Cabinets
 - *Sewing Cabinets
 - *Cutting Tables
 - *Quilter's Stations
- Cabinets Starting at \$199



Introducing Bernina at Nashua Sew and Vac Grand Opening Specials

The Bernina Artista 730 ... top of the line with style

*****Centrally Located, Color Touch Screen** – this easy-to-use screen displays an abundance of information. Plus, new on-screen Stitch Animation shows your exact needle position within the stitch for total sewing control.



*****Extensive Stitch Package** – offers over 800 stitches, including 9mm, 9 alphabets, utility stitches, buttonholes and automatic eyelets.

*****USB Connection** – lets you import and store designs with ease by using your PC or optional Bernina Personal Design Stick. Designs also available on USB Sticks from the Studio Bernina Design Collection and from OESD.

*****Rescale Embroidery** – your embroidery is perfect at any size. The Artista automatically recalculates the number of stitches when enlarging designs greater than 120% or reducing less than 90%

*****Bernina Stitch Regulator** – This patented innovation regulates the length of your stitches, so you can create consistent, free-motion stitching with ease.

440 with Bernina Stitch Regulator Take only 15 minutes with the Bernina Stitch regulator and you won't believe what you can do!

*****Bernina Stitch Regulator** – REVOLUTIONARY! This patented innovation regulates the length of your stitches, so you can create consistent, free-motion stitching the very first time you try it. Another "world's first" feature from Bernina.



*****Extensive Stitch Package** – features 150 built-in stitches, 2 alphabets, 6 buttonholes and gorgeous, Swiss-precision stitching.

*****Free Hand System** – this knee-operated innovation raises the presser foot and lowers the feed dog so you can keep both hands on the fabric. A Bernina exclusive.

*****Optional Embroidery** – use the power and large screen of your own PC to create amazing embroidery.

Bernette 56 "Quality Sewing" at only \$229

*****Just the right stitches for sewing, quilting, blind hemming and buttonholes!**



***23 5mm stitches

***Sleek Comfortable design

***Light in weight for travel

***Slick Automatic needle threader

***4 step buttonhole

***Comfortable price

210 now only \$649 Bernina Activa 210


*****Best Stitch Quality** – the exclusive Bernina CB hook ensures perfect stitches on any fabric.

*****Just the right Stitches and Buttonholes** – offers 12 stitches, including one buttonhole style.

*****Easy to Use** – includes automatic needle threader, needle stop up/down, and a backlit screen.

*****Powerful Penetration** – features a powerful DC motor proven to penetrate layers of fabric at any speed.


*****Accessory Pouch** – includes a sturdy zippered bag to conveniently store machine accessories.



My Label...

"I would sew for myself if I could make a garment that fit my body!"

Choose from 20 different patterns, customize with fabric, button, embroidery and decorative stitch choices and fit your garment on your 3d Mannequin that conforms to your own personal body measurements. Print your patterns in the comfort of your own home, cut your fabric and sew! 3D animation lets you view your patterns with both selected fabric and embellishments. Your body-your fit-your label.



My Label Pattern Fitting Software. Now on sale for only \$499

Register to Win a free Bernina Sewing Machine and many other prizes from Bernina!

We have received special Pricing from Bernina of America for our Grand Opening!

Prices can't get any better than this!

12 months Interest Free with payment during this special event!

Join us for some special Free Demonstrations on some of their wonderful products!

NASHUA SEW & VAC

**238 Daniel Webster Highway
Nashua, NH 03060
603-888-2757 • 800-542-7397
www.nashuasewandvac.com**

Store Hours:

**Monday, Tuesday,
Wednesday and Saturday**

10-6

Thursday and Friday 10-9,

Closed on Sunday

PSRT STD
MAIL
U.S. POSTAGE
PAID
PERMIT #575
Manchester, NH

Gently used sewing machines and sergers!

**Best buys in the store! We always have a great selection!
1 year free parts and service parts and labor plus free lessons.**

Make and Model	List price	Sale price	Notes
Elna 6003	\$1299	\$399	3 available
Pfaff 2025 w/idt	\$1299	\$699	computerized
Husqvarna Viking Designer 1	\$4999	\$1999	Several to choose from
Husqvarna Viking Designer 2	\$4199	\$1799	With Reader Writer
Husqvarna Viking Rose	\$1999	\$899	4 x 4 embroidery + 40 stitches & 2 alphabets
Husqvarna Viking Iris	\$1299	\$688	4 x 4 embroidery + 15 stitches
Singer	\$499	\$89	Beginner's model
Pfaff 1540 w/idt	\$999	\$399	European mechanical
Husqvarna Viking #1+	\$3999	\$699	Older "top of the line" with Embroidery... top quality
Pfaff 2144 w/idt	\$7299	\$2499	Top of the line w/embroidery